



# Report for CS 3501 - 002 Spec Topics Computer Science David Evans

Project Title: **2021 Spring Course Evaluation**

Course Audience: **25**  
Responses Received: **14**  
Response Ratio: **56.00%**

---

## Report Comments

**Spring 2021 Individual Instructor Report by Section.**

### Final Report

Course Name: CS 3501 - 002 Spec Topics Computer Science  
Instructor Name: David Evans

Evaluation Start Date: May 3 2021 12:00AM  
Evaluation End Date: May 13 2021 12:00AM

---

Creation Date: **Tuesday, May 25, 2021**

## Spring 2021 Questionnaire

### Course Preparation:

1. The average number of hours (per week) that I spent outside of class preparing for CS 3501 - 002 Spec Topics Computer Science :
  - Less than 1
  - 1-3
  - 4-6
  - 7-9
  - 10 or more

### Course Questions:

Answer the following questions based on your experience in CS 3501 - 002 Spec Topics Computer Science.

*(Strongly Disagree, Disagree, Neutral, Agree, Strongly Agree)*

- 1)The course increased my enthusiasm for the topic.
- 2)Through this course I gained a deeper understanding of the subject matter.
- 3)I had access to the course materials I needed to learn, including access to required textbooks, course readings, technology tools, and other materials required for class assignments and projects.

**\* If the above question generates a negative response, a branching question will be generated:**

3-A) You disagreed or strongly disagreed that you did not have access to the course materials you needed to learn. Please review the options below and select any of the reasons that may better describe what affected your access to course materials.

- Internet speed and reliability
- Internet connectivity
- It was difficult to obtain hand-on materials needed for the course
- I didn't have the funds to purchase the course materials
- The instructor didn't provide the course materials needed to learn
- Other: Please Specify

### Learning Activities Question:

To what extent did the following learning activities contribute to your learning? (A Lot, A Moderate Amount, A Little, Not At All)

- Real-time lecture
- Recorded lectures
- Recorded video demonstrations
- Hands-on activities
- Real-time, whole-class discussion
- Real-time small-group discussion
- Online discussion boards
- Office hours

### Open Comment Questions (Course):

- 1) Please tell us briefly how any of the above learning activities (or other activities not included above) contributed to your learning in this course.
- 2) What would you like the instructor and university administrators to know about your experience in this course?

### Instructor Questions:

Answer the following questions based on your experience with David Evans. Your constructive feedback will help your instructor identify what went well and ways to improve the course in the future.

*(Strongly Disagree, Disagree, Neutral, Agree, Strongly Agree)*

- 1) The instructor clearly communicated the course schedule and expectations for participation (e.g., readings, discussions).

- 2) The instructor clearly communicated the course learning objectives.
- 3) The instructor implemented learning activities and assignments that allowed me to demonstrate understanding of the course material.
- 4) The instructor provided me prompt and useful feedback on my learning.
- 5) The instructor provided opportunities for my active participation.
- 6) The instructor was available to help support my learning.
- 7) The instructor fostered an environment where I felt valued as an individual and that I belonged in the class.
- 8) Overall, the instructor was an effective teacher.
- 9) The instructor created an environment that respected difference and welcomed diverse perspectives.

**\* A positive or negative response to the above question will generate a follow-up comment question.**

9A) You selected "AGREE or STRONGLY AGREE" on the previous question: Please give specific examples as to how David Evans created an environment that respected difference and welcomed diverse perspectives.

9B) You selected "DISAGREE or STRONGLY DISAGREE" on the previous question: Please give specific examples as to how David Evans did not create an environment that respected difference and welcomed diverse perspectives.

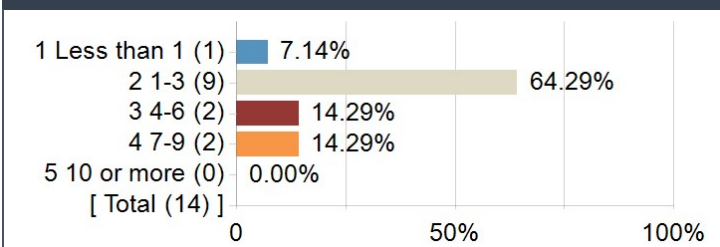
**Open Comment Question (Instructor):**

Your response to the open-ended question below will be shared only with David Evans. If this course was taught by multiple instructors, you will have the opportunity to provide feedback to each. Please avoid using instructors' names in your responses to ensure confidentiality.

- 1) What constructive suggestions do you have to help David Evans improve this course for future students?
-

## Student Preparation

The average number of hours (per week) that I spent outside of class preparing for CS 3501 - 002 Spec Topics Computer Science:



Statistics	Value
Response Count	14
Mean	2.36
Median	2.00
Standard Deviation	0.84

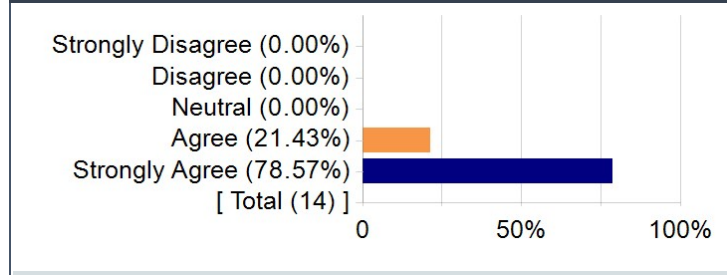
## Course Questions

Mean values are displayed below.

Scale 1 = Strongly Disagree 2 = Disagree 3 = Neutral 4 = Agree 5 = Strongly Agree

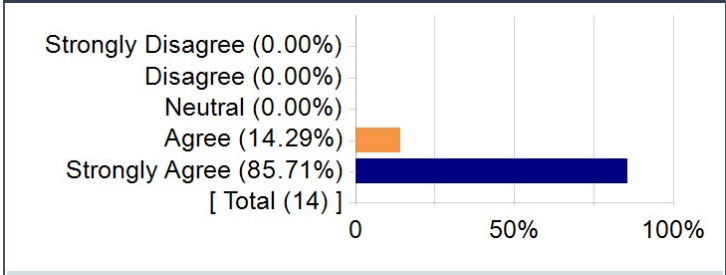
Question	Course (CS 3501 002)		Department (CS)		School (ENGR)		Institution (University of Virginia)	
	Response Count	Mean	Response Count	Mean	Response Count	Mean	Response Count	Mean
The course increased my enthusiasm for the topic.	14	4.79	3672	3.82	9286	3.84	55477	3.99
Through this course I gained a deeper understanding of the subject matter.	14	4.86	3660	4.24	9232	4.23	55158	4.32
I had access to the course materials I needed to learn, including access to required textbooks, course readings, technology tools, and other materials required for class assignments and projects.	14	4.86	3677	4.35	9283	4.38	55441	4.50

1. The course increased my enthusiasm for the topic.



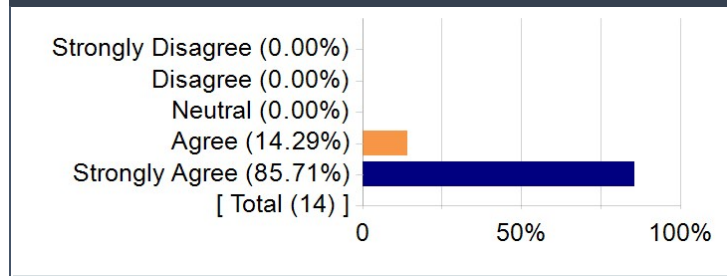
Options	Score	Count	Percentage
Strongly Disagree	1	0	0.00%
Disagree	2	0	0.00%
Neutral	3	0	0.00%
Agree	4	3	21.43%
Strongly Agree	5	11	78.57%
Statistics			Value
Mean			4.79
Median			5.00
Standard Deviation			0.43

2. Through this course I gained a deeper understanding of the subject matter.



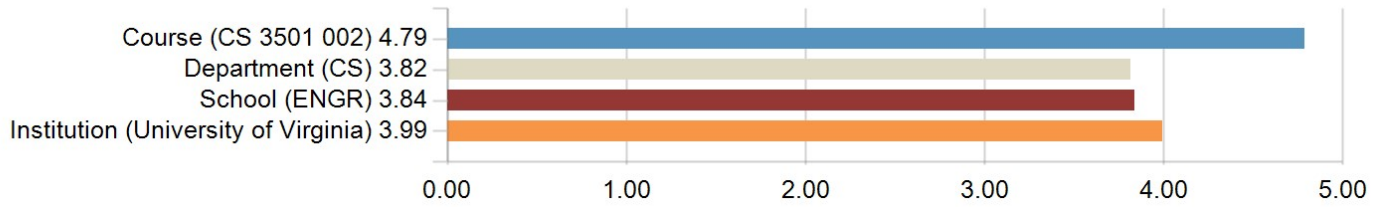
Options	Score	Count	Percentage
Strongly Disagree	1	0	0.00%
Disagree	2	0	0.00%
Neutral	3	0	0.00%
Agree	4	2	14.29%
Strongly Agree	5	12	85.71%
Statistics			Value
Mean			4.86
Median			5.00
Standard Deviation			0.36

3. I had access to the course materials I needed to learn, including access to required textbooks, course readings, technology tools, and other materials required for class assignments and projects.

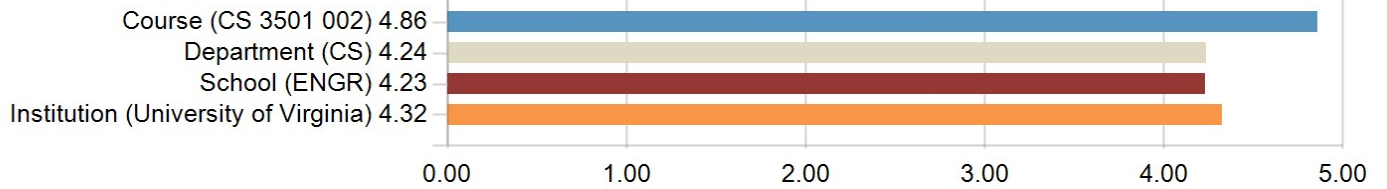


Options	Score	Count	Percentage
Strongly Disagree	1	0	0.00%
Disagree	2	0	0.00%
Neutral	3	0	0.00%
Agree	4	2	14.29%
Strongly Agree	5	12	85.71%
Statistics			Value
Mean			4.86
Median			5.00
Standard Deviation			0.36

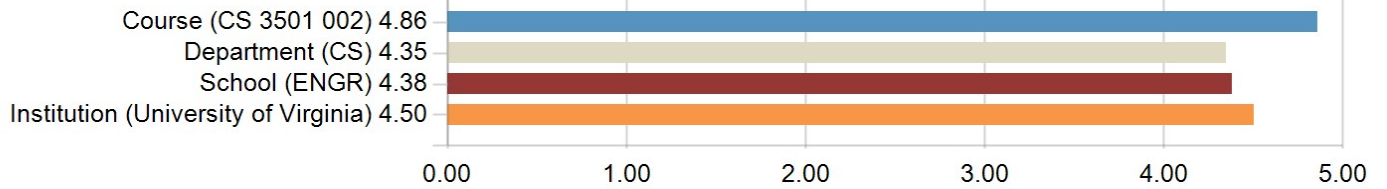
1. The course increased my enthusiasm for the topic.



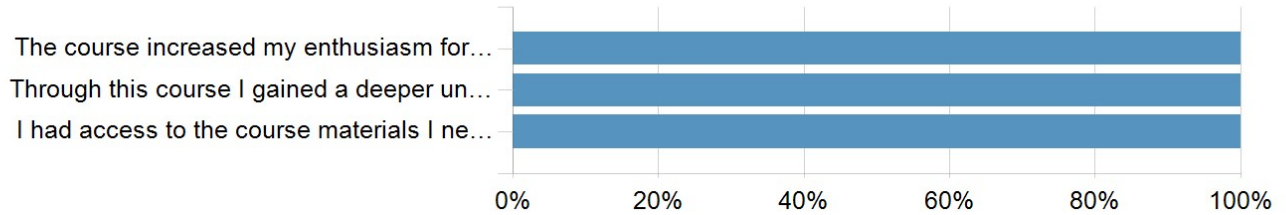
2. Through this course I gained a deeper understanding of the subject matter.



3. I had access to the course materials I needed to learn, including access to required textbooks, course readings, technology tools, and other materials required for class assignments and projects.



■ Strongly Agree / Agree    
 ■ Neutral    
 ■ Strongly Disagree / Disagree



## Learning Activities

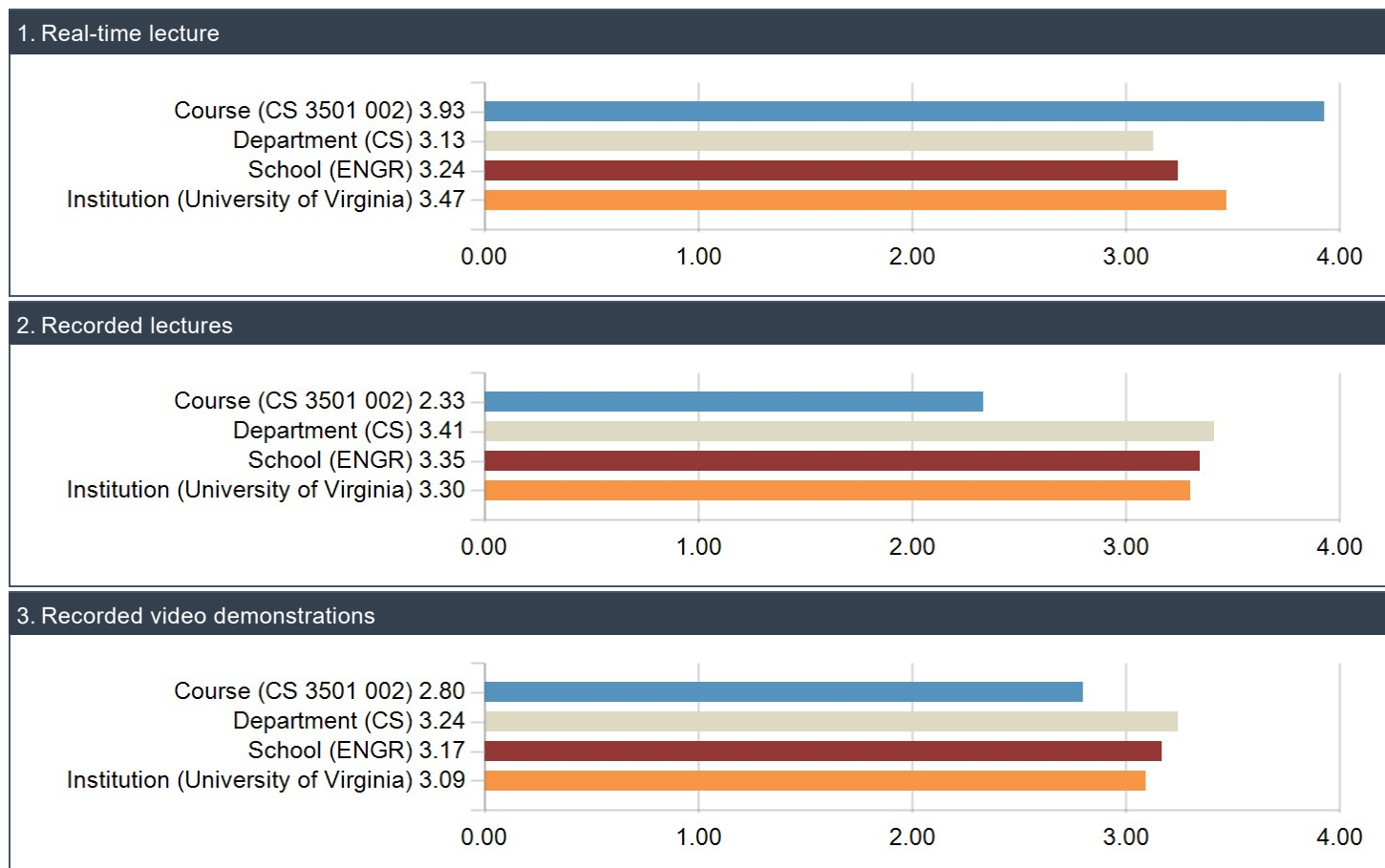
Mean values are displayed below.

Scale: 1 = Not at All 2 = A Little 3 = A Moderate Amount 4 = A Lot

Learning Activities: To what extent did the following learning activities contribute to your learning?

Question	Course (CS 3501 002)		Department (CS)		School (ENGR)		Institution (University of Virginia)	
	Response Count	Mean	Response Count	Mean	Response Count	Mean	Response Count	Mean
Real-time lecture	14	3.93	2620	3.13	7313	3.24	43994	3.47
Recorded lectures	3	2.33	3065	3.41	7213	3.35	33348	3.30
Recorded video demonstrations	5	2.80	2123	3.24	4775	3.17	22190	3.09
Hands-on activities	12	3.58	2867	3.49	6059	3.40	31358	3.37
Real-time, whole-class discussion	14	3.86	1774	2.75	5565	2.90	38534	3.27
Real-time small-group discussion	14	3.86	2167	2.93	5919	3.02	37424	3.25
Online discussion boards	11	3.82	2646	2.98	5563	2.87	25571	2.85
Office hours	7	2.43	2777	2.99	6678	2.97	33386	2.93

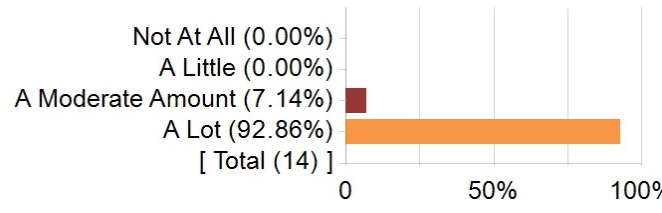
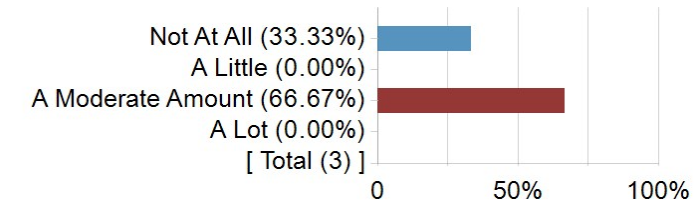
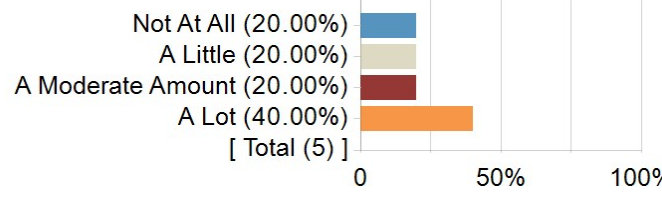
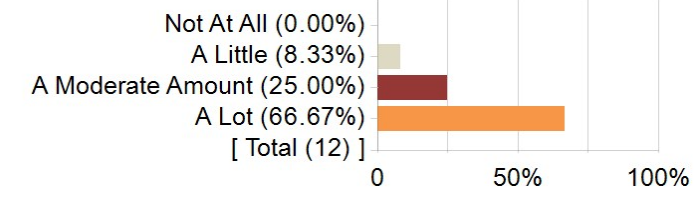
Learning Activities: To what extent did the following learning activities contribute to your learning?

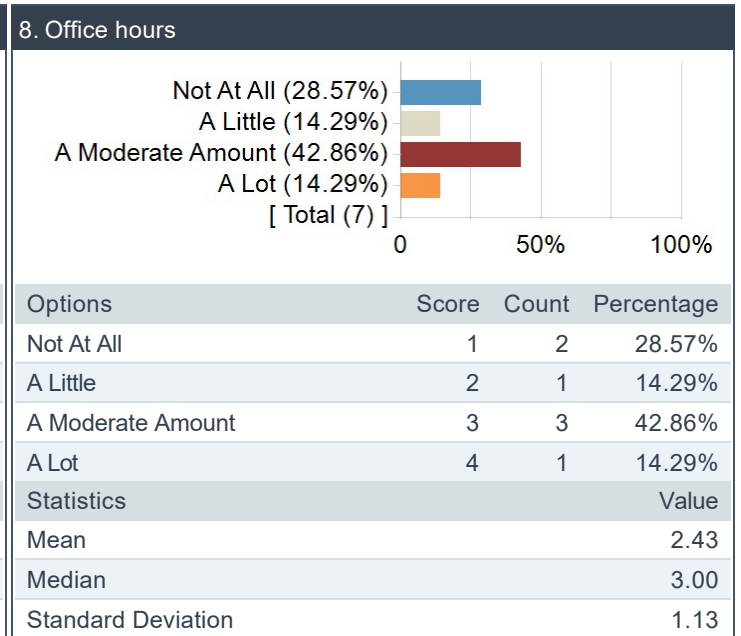
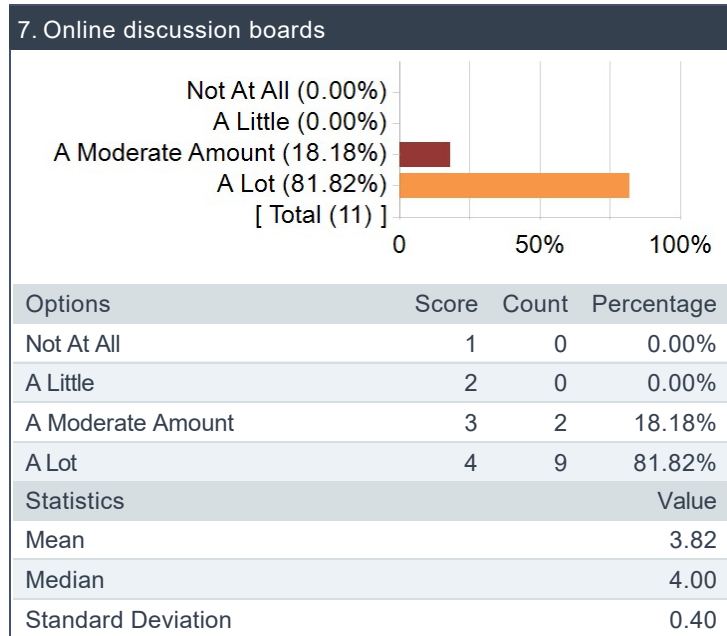

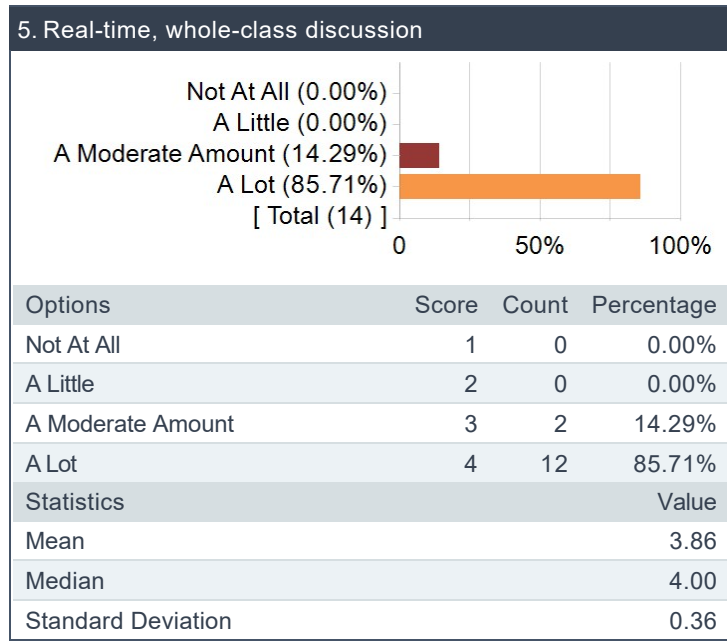




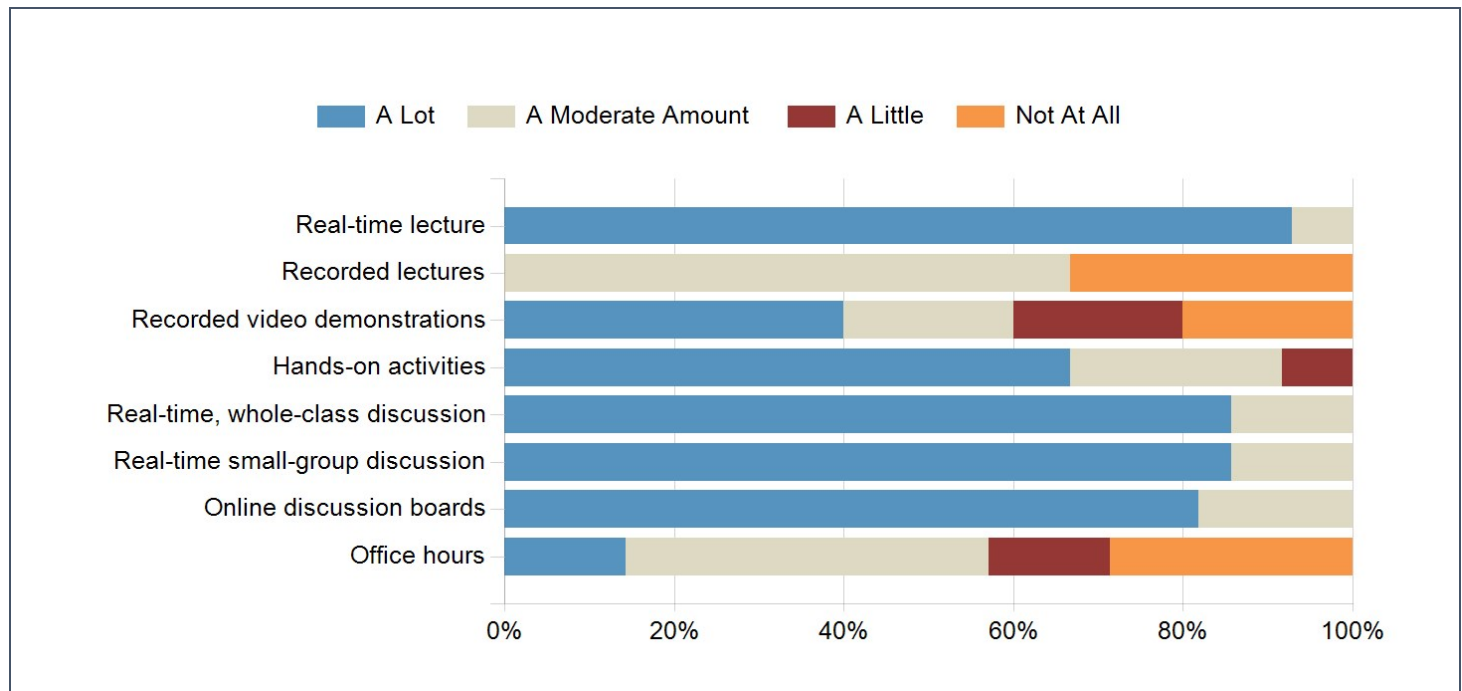


**Learning Activities: To what extent did the following learning activities contribute to your learning?**

1. Real-time lecture					2. Recorded lectures				
									
Options	Score	Count	Percentage		Options	Score	Count	Percentage	
Not At All	1	0	0.00%		Not At All	1	1	33.33%	
A Little	2	0	0.00%		A Little	2	0	0.00%	
A Moderate Amount	3	1	7.14%		A Moderate Amount	3	2	66.67%	
A Lot	4	13	92.86%		A Lot	4	0	0.00%	
Statistics				Value	Statistics				Value
Mean				3.93	Mean				2.33
Median				4.00	Median				3.00
Standard Deviation				0.27	Standard Deviation				1.15
3. Recorded video demonstrations					4. Hands-on activities				
									
Options	Score	Count	Percentage		Options	Score	Count	Percentage	
Not At All	1	1	20.00%		Not At All	1	0	0.00%	
A Little	2	1	20.00%		A Little	2	1	8.33%	
A Moderate Amount	3	1	20.00%		A Moderate Amount	3	3	25.00%	
A Lot	4	2	40.00%		A Lot	4	8	66.67%	
Statistics				Value	Statistics				Value
Mean				2.80	Mean				3.58
Median				3.00	Median				4.00
Standard Deviation				1.30	Standard Deviation				0.67



**Learning Activities: To what extent did the following learning activities contribute to your learning?**



**Please tell us briefly how any of the above learning activities (or other activities not included above) contributed to your learning in this course.**

Comments
Blog posts as discussion were interesting.
The in class discussions were very helpful, especially in small groups. The online discussion boards were also good to read other people's perspectives.
This course provided an open environment for discussion about pertinent ethical issues in computer science. Preparing before class (unless you were the group teaching the class that week), did not take too much time, and it was really interesting to see everyone's opinions on the discussion board and in class.
The class was very interactive! It was nice to have a class like this. I really liked having rally over zoom as it felt more like a classroom
I really like the discussion we had on this course as well as each team being a part of the creating course material and leading the course each week.
n/a
Our weekly blog posts were a great way to begin forming opinions about topics we would discuss that week in class.
The discussion board was helpful because it helped me prepare for the in-class discussion and organize my thoughts on the readings.
It was an incredible experience to have the opportunity to participate in this class. I got so much out of the readings. I also left class feeling enlightened with a ton of new perspectives to think on every day. It was also really useful to put my thoughts together through the discussion posts and to read other peoples thoughts.
The in-class discussions were great and helped me understand what other perspectives there might be on the topic.

## Course Comments

**What would you like the instructor and university administrators to know about your experience in this course?**

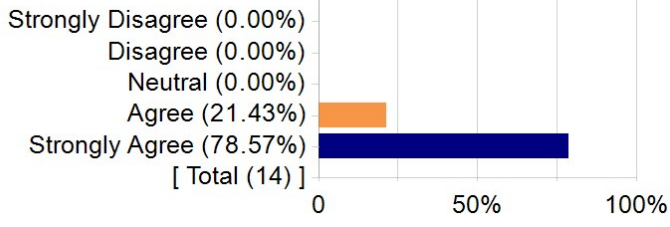
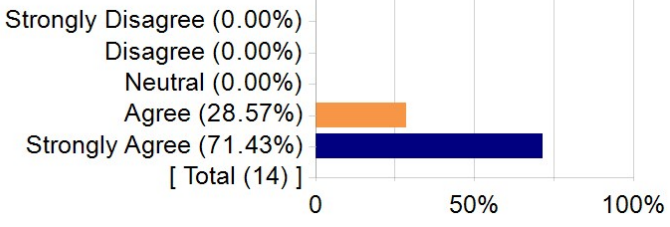
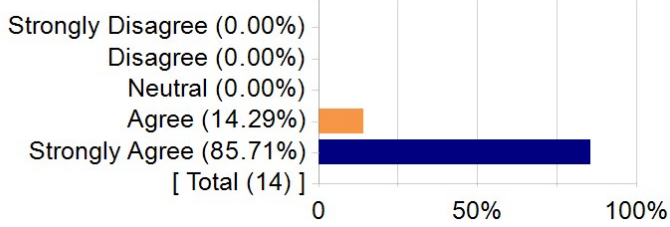
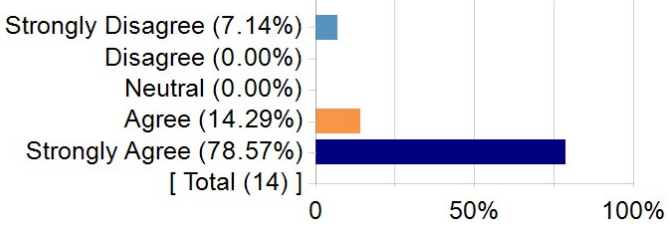
Comments
Well done/organized for a brand new course. The concepts were all interesting and it was nice seeing people get passionate about ethics in CS.
I really enjoyed the course and liked how we covered a range of topics that related to computer science in different ways.
I had a great time! Thank you!!
I really enjoyed this course and getting to thing critically about real world issues with my classmates was very interesting
I wish we had some more hands on technical exercises to do, some other courses had a little bit more of that aspect, but not too much because it was nice not having to turn in a very complex technical problem set every week. Which did allow me to explore the topic a bit more, but I wish there was a way to show that I explored that on my own then just having to bring it up in a class discussion.
n/a
Our weekly blog posts were a great way to begin forming opinions about topics we would discuss that week in class.
This was one of my favorite courses that I have taken at UVA because it provides important supplementary ethics to the large amount of programming courses in the Computer Science department. It is important for engineers to be aware of the ethical issues and ramifications of their work, sooner rather than later.
For me, this was the first time discussing computer science ethics, and I wish I had the opportunity to take a class like this earlier in my time at UVA. We went over a lot of important and relevant topics, and it is something that anyone going into a CS job should know
This class was amazing and has shifted how I am thinking about my future and what I would like to do. I have found things I am very passionate about that relate to my major. I left the class with so many newfound understandings and perspectives. It has really enriched my UVa CS experience. This is probably my favorite class that I have ever taken. I feel that the content covered is really important. Every UVa CS student should have the opportunity to take a class like this one. It prepares students to responsibly engage with the tough decisions they must make as Computer Scientists.
It has been a great experience and I would strongly recommend the course to become a regular offering.
I loved this course and learned about so many different topics that I wouldn't have otherwise had the chance to learn about and discuss with peers. I truly think that an ethics course should be integrated into the main CS curriculum.

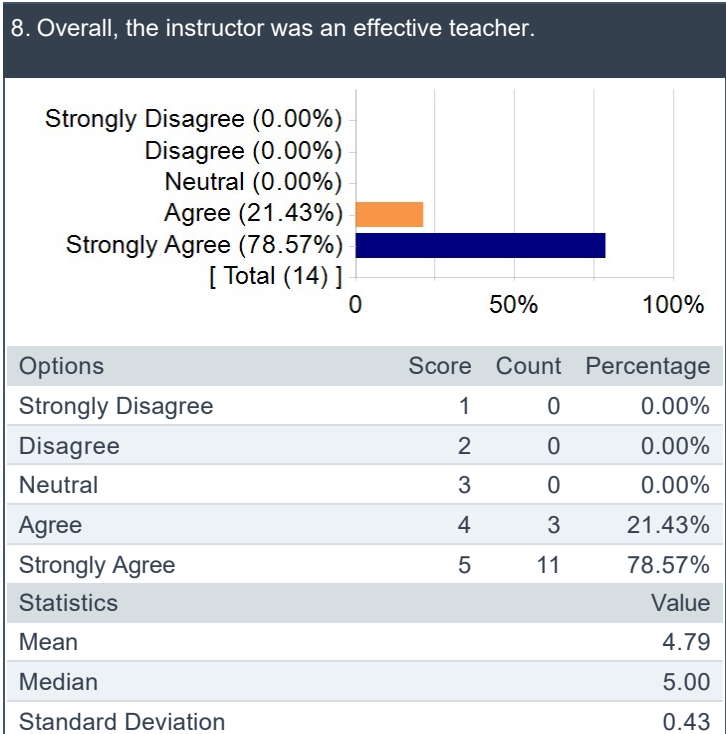
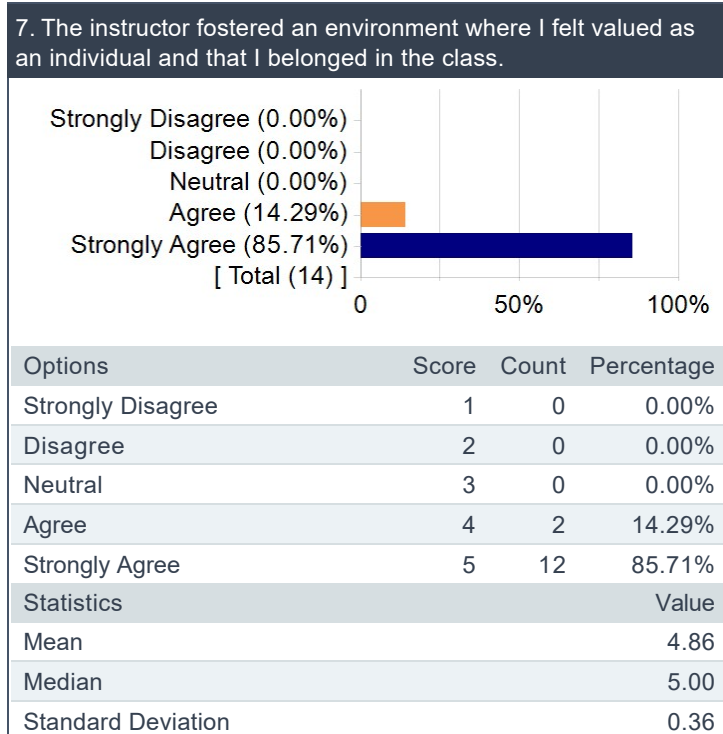
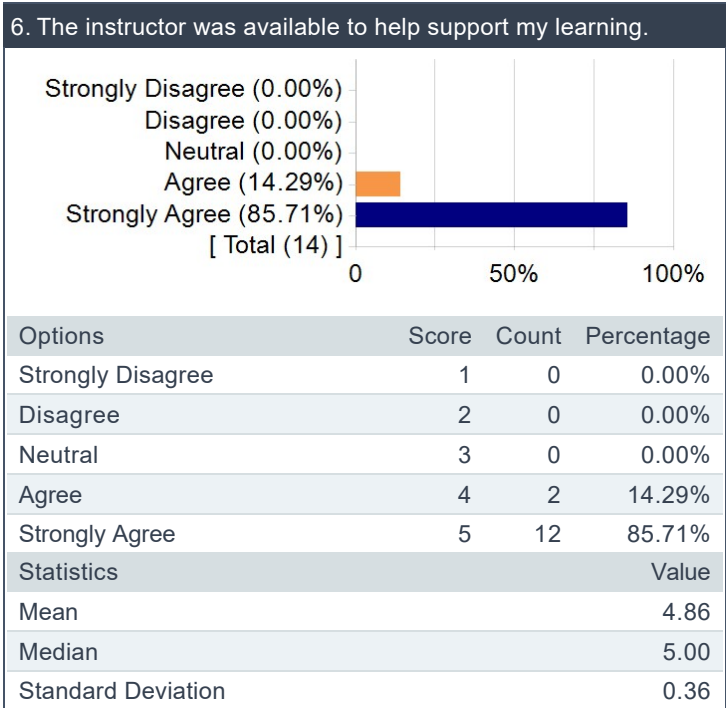
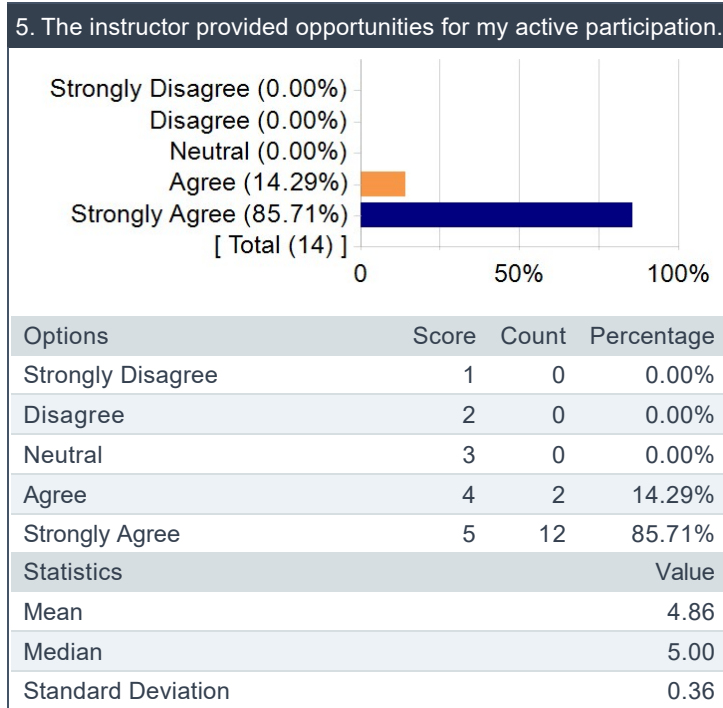
## Instructor Questions

Mean values are displayed below.

Scale 1 = Strongly Disagree 2 = Disagree 3 = Neutral 4 = Agree 5 = Strongly Agree

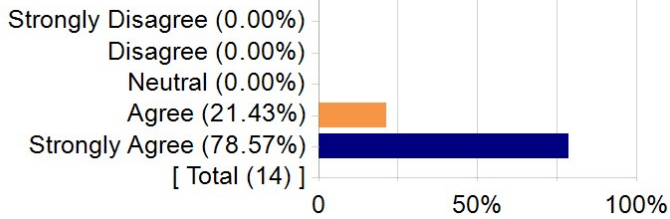
Question	Instructor Average - this course		Instructor Average - all courses (dee2b David Evans)		Department (CS)		School (ENGR)	
	Response Count	Mean	Response Count	Mean	Response Count	Mean	Response Count	Mean
The instructor clearly communicated the course schedule and expectations for participation (e.g., readings, discussions).	14	4.79	14	4.79	3646	4.37	10385	4.35
The instructor clearly communicated the course learning objectives.	14	4.71	14	4.71	3655	4.36	10389	4.36
The instructor implemented learning activities and assignments that allowed me to demonstrate understanding of the course material.	14	4.86	14	4.86	3654	4.28	10400	4.27
The instructor provided me prompt and useful feedback on my learning.	14	4.57	14	4.57	3656	3.98	10415	4.01
The instructor provided opportunities for my active participation.	14	4.86	14	4.86	3649	4.01	10396	4.10
The instructor was available to help support my learning.	14	4.86	14	4.86	3648	4.13	10381	4.24
The instructor fostered an environment where I felt valued as an individual and that I belonged in the class.	14	4.86	14	4.86	3655	4.07	10400	4.16
Overall, the instructor was an effective teacher.	14	4.79	14	4.79	3644	4.15	10385	4.21
The instructor created an environment that respected difference and welcomed diverse perspectives.	14	4.79	14	4.79	3659	4.03	10408	4.09

1. The instructor clearly communicated the course schedule and expectations for participation (e.g., readings, discussions).	2. The instructor clearly communicated the course learning objectives.																																																																																
																																																																																	
<table border="1"> <thead> <tr> <th>Options</th> <th>Score</th> <th>Count</th> <th>Percentage</th> </tr> </thead> <tbody> <tr> <td>Strongly Disagree</td> <td>1</td> <td>0</td> <td>0.00%</td> </tr> <tr> <td>Disagree</td> <td>2</td> <td>0</td> <td>0.00%</td> </tr> <tr> <td>Neutral</td> <td>3</td> <td>0</td> <td>0.00%</td> </tr> <tr> <td>Agree</td> <td>4</td> <td>3</td> <td>21.43%</td> </tr> <tr> <td>Strongly Agree</td> <td>5</td> <td>11</td> <td>78.57%</td> </tr> <tr> <th colspan="3">Statistics</th> <th>Value</th> </tr> <tr> <td>Mean</td> <td></td> <td></td> <td>4.79</td> </tr> <tr> <td>Median</td> <td></td> <td></td> <td>5.00</td> </tr> <tr> <td>Standard Deviation</td> <td></td> <td></td> <td>0.43</td> </tr> </tbody> </table>	Options	Score	Count	Percentage	Strongly Disagree	1	0	0.00%	Disagree	2	0	0.00%	Neutral	3	0	0.00%	Agree	4	3	21.43%	Strongly Agree	5	11	78.57%	Statistics			Value	Mean			4.79	Median			5.00	Standard Deviation			0.43	<table border="1"> <thead> <tr> <th>Options</th> <th>Score</th> <th>Count</th> <th>Percentage</th> </tr> </thead> <tbody> <tr> <td>Strongly Disagree</td> <td>1</td> <td>0</td> <td>0.00%</td> </tr> <tr> <td>Disagree</td> <td>2</td> <td>0</td> <td>0.00%</td> </tr> <tr> <td>Neutral</td> <td>3</td> <td>0</td> <td>0.00%</td> </tr> <tr> <td>Agree</td> <td>4</td> <td>4</td> <td>28.57%</td> </tr> <tr> <td>Strongly Agree</td> <td>5</td> <td>10</td> <td>71.43%</td> </tr> <tr> <th colspan="3">Statistics</th> <th>Value</th> </tr> <tr> <td>Mean</td> <td></td> <td></td> <td>4.71</td> </tr> <tr> <td>Median</td> <td></td> <td></td> <td>5.00</td> </tr> <tr> <td>Standard Deviation</td> <td></td> <td></td> <td>0.47</td> </tr> </tbody> </table>	Options	Score	Count	Percentage	Strongly Disagree	1	0	0.00%	Disagree	2	0	0.00%	Neutral	3	0	0.00%	Agree	4	4	28.57%	Strongly Agree	5	10	71.43%	Statistics			Value	Mean			4.71	Median			5.00	Standard Deviation			0.47
Options	Score	Count	Percentage																																																																														
Strongly Disagree	1	0	0.00%																																																																														
Disagree	2	0	0.00%																																																																														
Neutral	3	0	0.00%																																																																														
Agree	4	3	21.43%																																																																														
Strongly Agree	5	11	78.57%																																																																														
Statistics			Value																																																																														
Mean			4.79																																																																														
Median			5.00																																																																														
Standard Deviation			0.43																																																																														
Options	Score	Count	Percentage																																																																														
Strongly Disagree	1	0	0.00%																																																																														
Disagree	2	0	0.00%																																																																														
Neutral	3	0	0.00%																																																																														
Agree	4	4	28.57%																																																																														
Strongly Agree	5	10	71.43%																																																																														
Statistics			Value																																																																														
Mean			4.71																																																																														
Median			5.00																																																																														
Standard Deviation			0.47																																																																														
3. The instructor implemented learning activities and assignments that allowed me to demonstrate understanding of the course material.	4. The instructor provided me prompt and useful feedback on my learning.																																																																																
																																																																																	
<table border="1"> <thead> <tr> <th>Options</th> <th>Score</th> <th>Count</th> <th>Percentage</th> </tr> </thead> <tbody> <tr> <td>Strongly Disagree</td> <td>1</td> <td>0</td> <td>0.00%</td> </tr> <tr> <td>Disagree</td> <td>2</td> <td>0</td> <td>0.00%</td> </tr> <tr> <td>Neutral</td> <td>3</td> <td>0</td> <td>0.00%</td> </tr> <tr> <td>Agree</td> <td>4</td> <td>2</td> <td>14.29%</td> </tr> <tr> <td>Strongly Agree</td> <td>5</td> <td>12</td> <td>85.71%</td> </tr> <tr> <th colspan="3">Statistics</th> <th>Value</th> </tr> <tr> <td>Mean</td> <td></td> <td></td> <td>4.86</td> </tr> <tr> <td>Median</td> <td></td> <td></td> <td>5.00</td> </tr> <tr> <td>Standard Deviation</td> <td></td> <td></td> <td>0.36</td> </tr> </tbody> </table>	Options	Score	Count	Percentage	Strongly Disagree	1	0	0.00%	Disagree	2	0	0.00%	Neutral	3	0	0.00%	Agree	4	2	14.29%	Strongly Agree	5	12	85.71%	Statistics			Value	Mean			4.86	Median			5.00	Standard Deviation			0.36	<table border="1"> <thead> <tr> <th>Options</th> <th>Score</th> <th>Count</th> <th>Percentage</th> </tr> </thead> <tbody> <tr> <td>Strongly Disagree</td> <td>1</td> <td>1</td> <td>7.14%</td> </tr> <tr> <td>Disagree</td> <td>2</td> <td>0</td> <td>0.00%</td> </tr> <tr> <td>Neutral</td> <td>3</td> <td>0</td> <td>0.00%</td> </tr> <tr> <td>Agree</td> <td>4</td> <td>2</td> <td>14.29%</td> </tr> <tr> <td>Strongly Agree</td> <td>5</td> <td>11</td> <td>78.57%</td> </tr> <tr> <th colspan="3">Statistics</th> <th>Value</th> </tr> <tr> <td>Mean</td> <td></td> <td></td> <td>4.57</td> </tr> <tr> <td>Median</td> <td></td> <td></td> <td>5.00</td> </tr> <tr> <td>Standard Deviation</td> <td></td> <td></td> <td>1.09</td> </tr> </tbody> </table>	Options	Score	Count	Percentage	Strongly Disagree	1	1	7.14%	Disagree	2	0	0.00%	Neutral	3	0	0.00%	Agree	4	2	14.29%	Strongly Agree	5	11	78.57%	Statistics			Value	Mean			4.57	Median			5.00	Standard Deviation			1.09
Options	Score	Count	Percentage																																																																														
Strongly Disagree	1	0	0.00%																																																																														
Disagree	2	0	0.00%																																																																														
Neutral	3	0	0.00%																																																																														
Agree	4	2	14.29%																																																																														
Strongly Agree	5	12	85.71%																																																																														
Statistics			Value																																																																														
Mean			4.86																																																																														
Median			5.00																																																																														
Standard Deviation			0.36																																																																														
Options	Score	Count	Percentage																																																																														
Strongly Disagree	1	1	7.14%																																																																														
Disagree	2	0	0.00%																																																																														
Neutral	3	0	0.00%																																																																														
Agree	4	2	14.29%																																																																														
Strongly Agree	5	11	78.57%																																																																														
Statistics			Value																																																																														
Mean			4.57																																																																														
Median			5.00																																																																														
Standard Deviation			1.09																																																																														



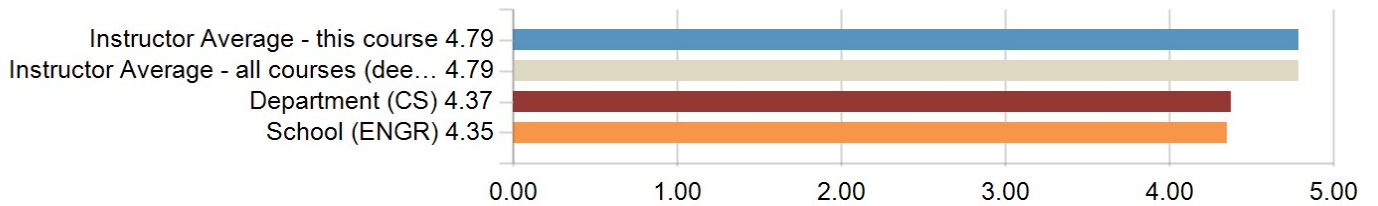


9. The instructor created an environment that respected difference and welcomed diverse perspectives.

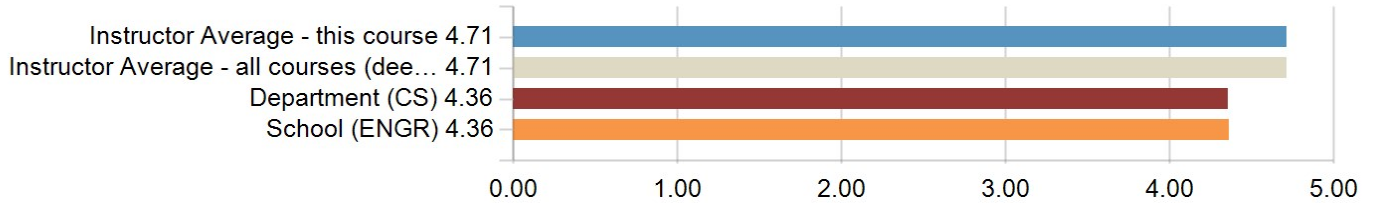


Options	Score	Count	Percentage
Strongly Disagree	1	0	0.00%
Disagree	2	0	0.00%
Neutral	3	0	0.00%
Agree	4	3	21.43%
Strongly Agree	5	11	78.57%
Statistics			Value
Mean			4.79
Median			5.00
Standard Deviation			0.43

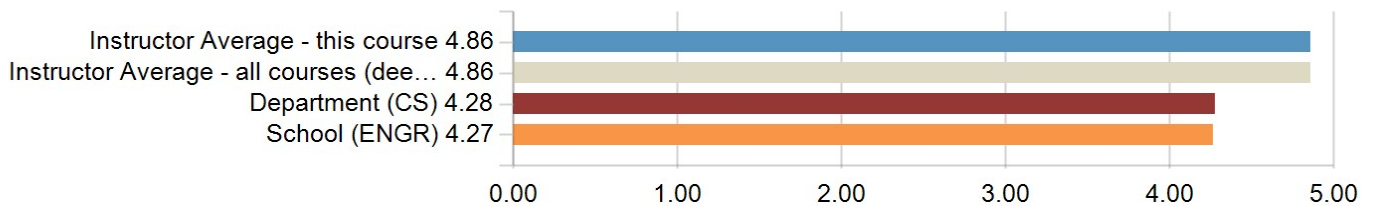
1. The instructor clearly communicated the course schedule and expectations for participation (e.g., readings, discussions).



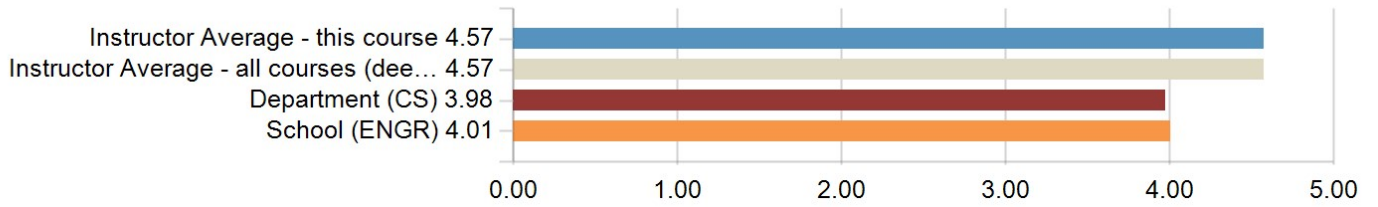
2. The instructor clearly communicated the course learning objectives.



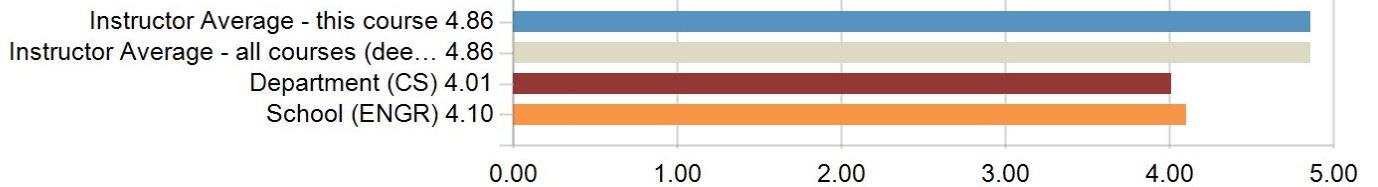
3. The instructor implemented learning activities and assignments that allowed me to demonstrate understanding of the course material.



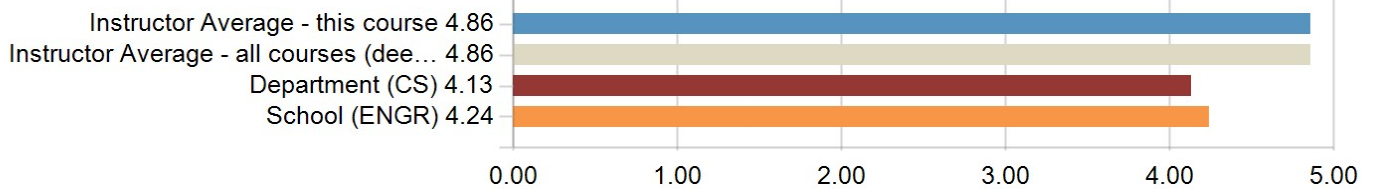
4. The instructor provided me prompt and useful feedback on my learning.



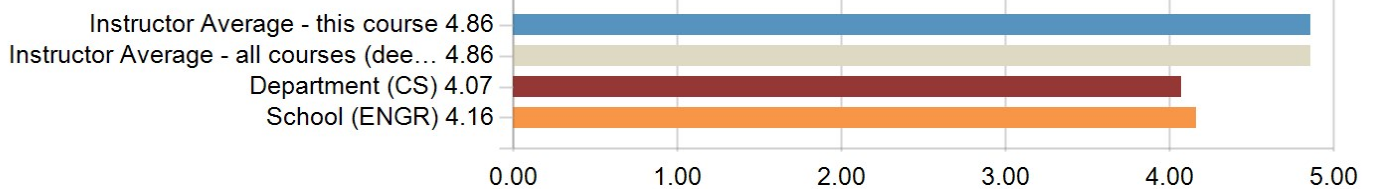
5. The instructor provided opportunities for my active participation.



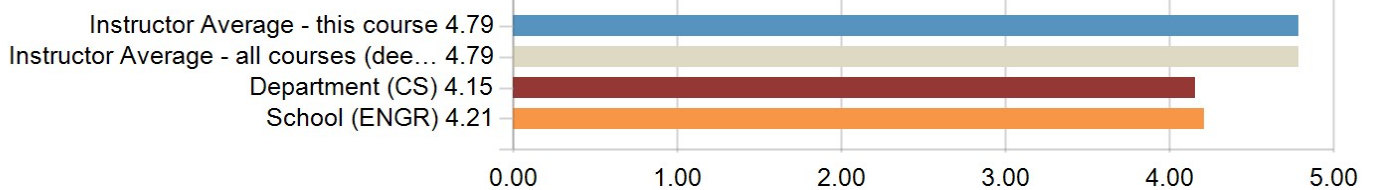
6. The instructor was available to help support my learning.



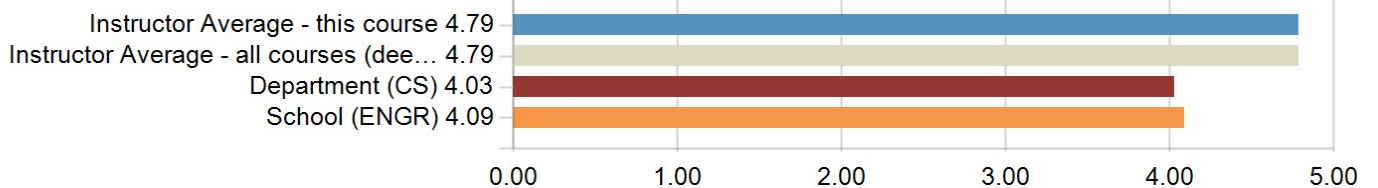
7. The instructor fostered an environment where I felt valued as an individual and that I belonged in the class.

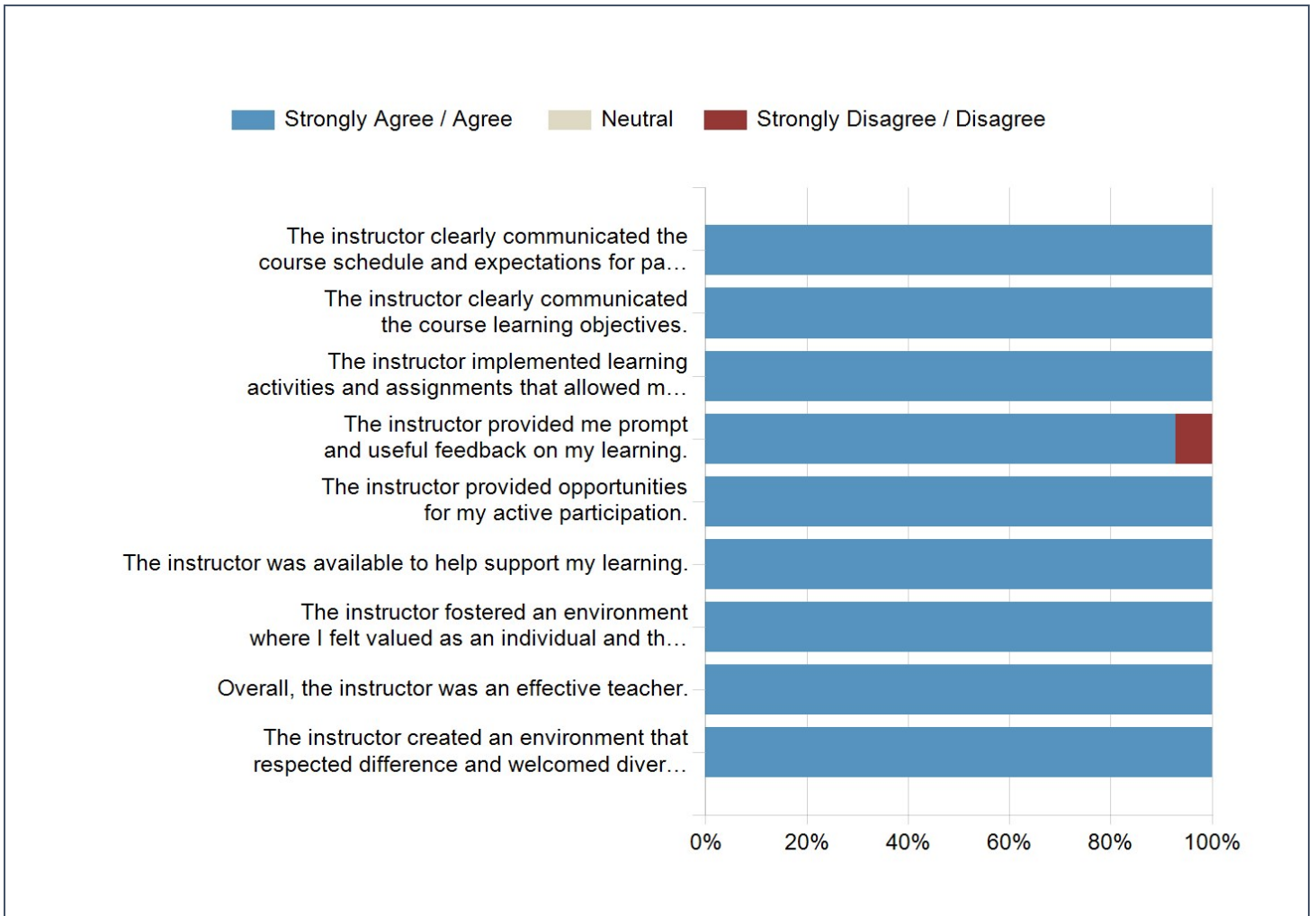


8. Overall, the instructor was an effective teacher.



9. The instructor created an environment that respected difference and welcomed diverse perspectives.





**You selected "AGREE or STRONGLY AGREE" on the previous question: Please give specific examples as to how David Evans created an environment that respected difference and welcomed diverse perspectives.**

Comments
He let everyone share their diverse perspective on discussion topics and made an integrated environment for everyone to contribute
Consistently provided opportunities for students to speak either in small groups or as a class.
We were always welcome to share our opinions after looking at articles or videos. The professor also made sure everyone was respectful and had the correct facts.
We had small group discussions and large group discussions that allowed people to give their opinions freely and also allow them to debate topics. No one was disrespectful when debating, which was amazing. I think having a small course size helps with that because classmates interact with the same people each week and do not want to cause trouble.
Allowing us to talk in small groups and also on the stage was nice. Personally I dont like speaking in front of the classroom, so I was relatively silent in whole class discussions. However, discussing with smaller groups was really nice. I felt as though we all respected each others opinions even if they were different.
Since this was an ethics class everyone diverse perspectives were welcome, but I sometimes felt like there was bias in perspectives that often times people didn't address or know to do address
n/a
Each class we had plenty of opportunity to discuss with classmates our own opinions and perspectives on the ethical topic for the week.
Professor Evans welcomed different perspectives on the discussion board and during in-class discussions. He made sure to point out the different sides of the arguments to the issues we discussed.
Professor Evans organized the class around student participation. He did not state any views initially and allowed students to discuss first. The class structure was broken down into small group discussions and opportunities to bring these small group discussions to the whole class. This structure has been shown to help underrepresented populations feel more comfortable voicing their ideas and opinions. The readings provided approached the issues from a variety of perspectives. Professor Evans also encouraged discussion on both sides of an issue.
Professor Evans was always eager to ask for or propose new perspectives that haven't been mentioned yet.
Everyone was always encouraged to give their opinion, even if they felt like others might disagree

## Instructor Comments

**What constructive suggestions do you have to help David Evans improve this course for future students?**

Comments
Setting more guidelines for how the structure of student led classes should go might mitigate the time spent waiting for students to participate.
I would provide opportunities for some people to be called on occasionally, just as a push to start talking in class.
I really liked this course and can't think of many changes to offer. I do think that looking into more legal documents would be interesting though. I know that some of the bills from the house committee of science, space, and technology has some really vague terminology, and I think it would demonstrate the need for technically-informed individuals in federal positions.
Maybe try adding another section of the class. I think a lot of people who are CS majors would enjoy this course!
I really like how each week a different team created the materials for the week. I wish it was a bit more structured with activities (I really enjoyed the debate and the other things that made some classes more interactive like kahoot). I really appreciated Rally, I think it fostered better discussions than Zoom would. Overall, I wish there was (one or two) homework assignments that would foster a guided exploration of a more technical topic in greater depth and more hands on then reading of technical papers allowed. (But not too much I appreciated not having to stress about turning in a problem set every single week)
n/a
I loved the interactive nature of this course introducing me to ethical computing topics. I feel that I have a solid understanding of these concepts, forming my own opinions while also being challenged by diverse, contrasting perspectives of others.
The course could be improved in the future by getting everyone to better engage and participate in the in-class discussions as opposed to only some students volunteering to talk in front of the class.
More feedback about how we are doing in the course, gradewise
This course was absolutely amazing. I really benefited from small group discussion and the enthusiastic participation from all members of the class. If there is any way to keep small group discussions as the course scales up, I think that would really benefit the class. This is probably my favorite UVa CS course that I have ever taken. Thank you so so so much for giving us this opportunity and teaching this class.
Perfect class. 10/10 would take again.
Maybe switch the groups up after the first round of presentations